


CREW WIFI



A RELIABLE WI-FI EXPERIENCE ONBOARD

In today's connected world people can't afford to stay disconnected and lose the connection with their friends and relatives back home. Crew Wi-Fi is a key element of crew welfare and crew retention, but many of these solutions are tied to airtime providers. To tackle this, Port-IT developed Port-IT Crew Wi-Fi. With fully managed wireless access to internet, crew onboard a vessel can maintain vital and meaningful connections to the outside world, whenever they want and wherever they are.

Crew Wi-Fi is an easy-to-install plug & play solution that will function with any airtime provider. It offers a fully shore-manageable web portal that gives the ship management a wide array of options to tailor the device to the needs of every vessel.



The device can easily be installed by crewmembers and allows them to connect their own devices - this saves the time and resources that are spent on installing and maintaining dedicated crew computers.

Once the device has been installed it uses a Wi-Fi captive portal, in this way Port-IT is able to compress all web traffic passing through the device to a fraction of what it was before and giving the management full control over the daily data allowance of each and every crew member.

Allowing your crew to stay in contact with family and friends

Crew Wi-Fi can be managed with an easy-to-use shore-based web portal, facilitating a status report of all the routers connected, including the data usage of each of the vessels. This guarantees that the solution is being used. It is possible to configure each users' data and/or time allowance individually. Furthermore ship management can configure which websites the crew should or should not be able to visit.

Crew Wi-Fi is a highly scalable, low cost solution. Crew members can easily connect their own wireless access points to extend the range of the device, such as their mobile phones - every wireless access point is compatible.




KEY FEATURES

- Easily configure user data and/or time allowances using the Port-IT web portal
- Easy user data and/or time recharging through our web portal, this can also be done on board
- Highly compressed web traffic
- Quick and easy wireless Internet access
- Web content filtering options
- Administration portal

PREREQUISITES

- Crew Wi-Fi access point (supplied and pre-configured by Port-IT)
- A data connection enabled TCP/IP based terminal



Active users per hour



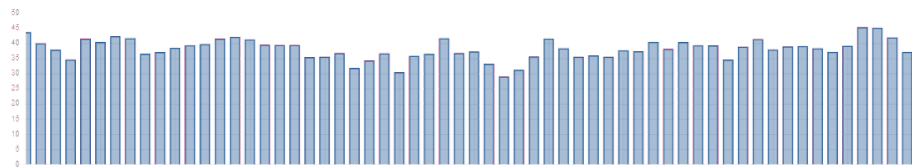
Amount of unique users logged in per hour, in the last 48 hours.

Data used per hour



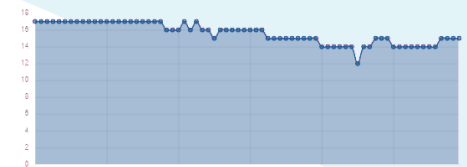
Total amount of megabytes consumed per hour, in the last 48 hours.

Data usage per day



Data usage per day, in gigabytes, in the last 60 days.

Online routers



Total online routers, in the last 24 hours.

A POWERFUL SOLUTION

From a business perspective, this solution is ideal as the shipowner no longer needs to arrange special computers that can be used via crew Internet, thus avoiding purchase and maintenance costs of these machines.

Port-IT Crew Wi-Fi is an easy-to-install powerful Wi-Fi solution that can greatly improve crew retention and morale. It positively impacts crew recruitment rates and their productivity, giving them the freedom to use any device they would like, consequently giving the shipowner the freedom of choosing any airtime provider.

✉ If you would like to learn more about Port-IT Crew Wi-Fi or should you wish to receive a trial version please contact us at sales@port-it.nl.

PORT-IT
SAFELY CONNECTED AT SEA

📍 **Europe**
Koperhoek 8 A/B
3162 LA Rhoon
The Netherlands

✉ **EMEA** +31 (0)10 260 00 41
APAC +65 3158 16 17
✉ sales@port-it.nl
🌐 www.port-it.nl

 **Mackay**
Marine Electronics & Satellite Communications
www.mackaymarine.com